



YNC 2013

Updated: 2013-05-21 12:23

Get new pages automatically

Rain Interruption

DAY: 18.05.13

FROM: 11:50 to 12:05

FROM: 12:45 to 12:55

FROM: 13:11 to 13:16

FROM: 15:45 to 15:51

FROM: 15:55 to 16:40

DAY: 19.05.13

FROM: 12:55 to 13:00

The players **Anna Rummelin** and **Manuel Szablikowski** did not finish the tournament for health reasons.

Result

[Juvenil](#) | [Júnior Feminino](#) | [Júnior Masculino](#) | [Teams - Match for 7th place](#) | [Teams - Grupo B](#) | [Teams - Semi Final 1](#) | [Teams - Semi Final 2](#) | [Teams - Match 1 for 5-8](#) | [Teams - Match 2 for 5-8](#) | [Teams - Match for 7th place](#) | [Teams - Match for 5th place](#) | [Teams - Match for 3th place](#) | [Teams - Final](#) | [Teams -](#) | [Straight list](#) | [Lane statistics](#) | [Teams statistics](#) | [Most aces in a row](#)

Juvenil														
Rank	Name	Country	F1	E2	F3	E4	F5	E6	FAvg	EAvg	FSum	ESum	Diff	Tot
1	Lars Anderegg	SUI	30	27	40	27	36	27	35,3	27,0	106	81	10	187
2	Tiago Bastos	POR	40	28	35	25	41	24	38,7	25,7	116	77	10	193
3	Fabio Lima	POR	39	29	44	29	32	31	38,3	29,7	115	89	14	204
4	Nadine Jürgens	SUI	50	29	41	28	42	25	44,3	27,3	133	82	13	215
5	Jasmin Hansson	SWE	39	36	52	30	40	31	43,7	32,3	131	97	19	228
6	Patrick Gois	SUI	59	35	55	27	59	32	57,7	31,3	173	94	12	267

[Juvenil](#) | [Júnior Feminino](#) | [Júnior Masculino](#) | [Teams - Match for 7th place](#) | [Teams - Grupo B](#) | [Teams - Semi Final 1](#) | [Teams - Semi Final 2](#) | [Teams - Match 1 for 5-8](#) | [Teams - Match 2 for 5-8](#) | [Teams - Match for 7th place](#) | [Teams - Match for 5th place](#) | [Teams - Match for 3th place](#) | [Teams - Final](#) | [Teams -](#) | [Straight list](#) | [Lane statistics](#) | [Teams statistics](#) | [Most aces in a row](#)

Júnior Feminino																				
Rank	Name	Country	F1	E2	F3	E4	F5	E6	F7	E8	F9	E10	F11	E12	FAvg	EAvg	FSum	ESum	Diff	Tot
1	Annika Dellmann	GER	38	28	42	26	30	25	42	26	30				36,4	26,3	182	105	15	287
2	Martina Danner	AUT	39	25	40	26	40	27	34	29	34				37,4	26,8	187	107	10	294
3	Luisa Lobão	POR	42	32	49	32	50	37	41	32	39				44,2	33,3	221	133	16	354
4	Amara Silva	POR	58	37	48	32	45	28	45	29	48				48,8	31,5	244	126	22	370
5	Ana Lopes	POR	46	32	61	32	50	44	43	37	49				49,8	36,3	249	145	30	394

6	Tânia Monteiro		POR	52	41	56	41	48	35	65	34	48									53,8	37,8	269	151	24	420	
7	Anna Rummelin		GER	40	33	40	34	38	28	126	126	126										74,0	55,3	370	221	186	591

Juvenil | Júnior Feminino | Júnior Masculino | Teams - Match for 7th place | Teams - Grupo B | Teams - Semi Final 1 | Teams - Semi Final 2 | Teams - Match 1 for 5-8 | Teams - Match 2 for 5-8 | Teams - Match for 7th place | Teams - Match for 5th place | Teams - Match for 3th place | Teams - Final | Teams - | Straight list | Lane statistics | Teams statistics | Most aces in a row


Júnior Masculino																									
Rank	Name	Country	F1	E2	F3	E4	F5	E6	F7	E8	F9	E10	F11	E12	FAvg	EAvg	FSum	ESum	Diff	Tot					
1	Sebastian Ekängen		SWE	36	26	37	26	32	26	37	28	24			33,2	26,5	166	106	15	272					
2	Marcel Waleska		GER	33	22	32	27	42	25	41	24	27			35,0	24,5	175	98	20	273					
3	Jan-Peter Lichtenberg		GER	37	23	38	28	33	23	36	23	33			35,4	24,3	177	97	10	274					
4	Luis Silva		POR	40	24	37	28	32	27	38	25	29			35,2	26,0	176	104	15	280					
5	Juuso Tasku		FIN	32	25	43	25	39	27	36	26	30			36,0	25,8	180	103	15	283					
6	Derice Shumilov Susoho		SWE	36	23	40	31	33	25	40	27	33			36,4	26,5	182	106	15	288					
7	Tom Karlsson-Forsberg		SWE	45	25	43	24	32	29	37	22	32			37,8	25,0	189	100	20	289					
8	Philip Leichtfried		AUT	29	25	41	28	39	34	35	27	33			35,4	28,5	177	114	21	291					
9	Maximilian Frech		GER	38	27	47	22	45	26	30	25	33			38,6	25,0	193	100	22	293					
10	Sebastian Piekorz		GER	47	33	38	23	34	30	36	24	28			36,6	27,5	183	110	29	293					
11	Marc Pape		GER	47	24	34	23	38	27	40	22	40			39,8	24,0	199	96	18	295					
12	Julian Weibold		AUT	47	23	34	28	40	25	42	23	35			39,6	24,8	198	99	18	297					
13	Fabian Spies		AUT	34	30	44	35	38	22	43	29	30			37,8	29,0	189	116	27	305					
14	Rui Oliveira		POR	41	29	40	26	39	27	42	23	44			41,2	26,3	206	105	11	311					
15	André Machado		POR	44	35	43	24	35	28	34	28	43			39,8	28,8	199	115	21	314					
16	Sven Jürgens		SUI	39	26	51	26	36	26	42	31	40			41,6	27,3	208	109	20	317					
17	Eetu Ikola		FIN	45	24	39	24	42	30	48	28	38			42,4	26,5	212	106	16	318					
18	André Ferreira		POR	39	33	48	33	41	23	46	27				43,5	29,0	174	116	19	290					
19	Bernardo Silva		POR	52	33	49	31	39	28	37	28	39			43,2	30,0	216	120	20	336					
20	João Caravana		POR	57	32	48	32	45	32	52	31	45			49,4	31,8	247	127	13	374					
21	Manuel Szablikowski		GER	28	27	38	25	31	27	126	126	126			69,8	51,3	349	205	199	554					


Juvenil | Júnior Feminino | Júnior Masculino | Teams - Match for 7th place | Teams - Grupo B | Teams - Semi Final 1 | Teams - Semi Final 2 | Teams - Match 1 for 5-8 | Teams - Match 2 for 5-8 | Teams - Match for 7th place | Teams - Match for 5th place | Teams - Match for 3th place | Teams - Final | Teams - | Straight list | Lane statistics | Teams statistics | Most aces in a row


TEAMS											
Match for 7th place											
Rank	Team	R1	R2	R3	R4	R5	R6	Avg	Total	Points	
1	Germany 1	98	72	108	78	94	73	29,1	523	34	
2	Portugal 1	124	87	115	77	108	79	32,8	590	20	
3	Switzerland	119	82	132	80	114	78	33,6	605	18	
4	Portugal 3	150	97	153	95	132	95	40,1	722	0	

1	Germany 1	R1	R2	R3	R4	R5	R6	FAvg	EAvg	Total
	Manuel Szablikowski	28	27	38	25	31	27	69,8	51,3	176
	Annika Dellmann	38	28	42	26	30	25	36,4	26,3	189





Jan-Peter Lichtenberg	37	23	38	28	33	23	35,4	24,3	182
Marcel Waleska	33	22	32	27	42	25	35,0	24,5	181
	98	72	108	78	94	73	29,1		523
Points	6	6	6	4	6	6	34		


2  Portugal 1	R1	R2	R3	R4	R5	R6	FAvg	EAvg	Total
Amara Silva	58	37	48	32	45	28	48,8	31,5	248
Tiago Bastos	40	28	35	25	41	24	37,4	26,0	193
André Machado	44	35	43	24	35	28	39,8	28,8	209
Luis Silva	40	24	37	28	32	27	35,2	26,0	188
	124	87	115	77	108	79	32,8		590
Points	2	2	4	6	4	2	20		


3  Switzerland	R1	R2	R3	R4	R5	R6	FAvg	EAvg	Total
Sven Jürgens	39	26	51	26	36	26	41,6	27,3	204
Patrick Gois	59	35	55	27	59	32	55,0	30,3	267
Nadine Jürgens	50	29	41	28	42	25	43,0	27,0	215
Lars Anderegg	30	27	40	27	36	27	36,8	26,8	187
	119	82	132	80	114	78	33,6		605
Points	4	4	2	2	2	4	18		


4  Portugal 3	R1	R2	R3	R4	R5	R6	FAvg	EAvg	Total
Tânia Monteiro	52	44	56	44	48	35	53,8	37,8	273
Ana Lopes	46	32	64	32	50	44	49,8	36,3	265
João Caravana	57	32	48	32	45	32	49,4	31,8	246
Bernardo Silva	52	33	49	31	39	28	43,2	30,0	232
	150	97	153	95	132	95	40,1		722
Points	0	0	0	0	0	0	0		


[Juvenil](#) | [Júnior Feminino](#) | [Júnior Masculino](#) | [Teams - Match for 7th place](#) | [Teams - Grupo B](#) | [Teams - Semi Final 1](#) | [Teams - Semi Final 2](#) | [Teams - Match 1 for 5-8](#) | [Teams - Match 2 for 5-8](#) | [Teams - Match for 7th place](#) | [Teams - Match for 5th place](#) | [Teams - Match for 3th place](#) | [Teams - Final](#) | [Teams -](#) | [Straight list](#) | [Lane statistics](#) | [Teams statistics](#) | [Most aces in a row](#)

TEAMS										
Grupo B										
Rank	Team	R1	R2	R3	R4	R5	R6	Avg	Total	Points
1	 Sweden	111	74	120	80	97	80	31,2	562	18
2	 Austria	102	73	115	82	117	74	31,3	563	18
3	 Germany 2	125	84	112	68	110	81	32,2	580	7
4	 Portugal 2	119	90	132	87	112	81	34,5	621	5



1  Sweden	R1	R2	R3	R4	R5	R6	FAvg	EAvg	Total
Jasmin Hansson	39	36	52	30	40	34	40,2	31,0	228
Sebastian Ekängen	36	26	37	26	32	26	33,2	26,5	183
Tom Karlsson-Forsberg	45	25	43	24	32	29	37,8	25,0	198
Derice Shumilov Susoho	36	23	40	34	33	25	36,4	26,5	188
	111	74	120	80	97	80	31,2		562
Points	4	4			6	4	18		

2		Austria	R1	R2	R3	R4	R5	R6	FAvg	EAvg	Total
		Philip Leichtfried	29	25	41	28	39	34	35,4	28,5	196
		Martina Danner	39	25	40	26	40	27	37,4	26,8	197
		Julian Weibold	47	23	34	28	40	25	39,6	24,8	197
		Fabian Spies	34	30	44	35	38	22	37,8	29,0	203
			102	73	115	82	117	74	31,3		563
		Points	6	6			0	6	18		

3		Germany 2	R1	R2	R3	R4	R5	R6	FAvg	EAvg	Total
		Marc Pape	47	24	34	23	38	27	39,8	24,0	193
		Anna Rummelin	40	33	40	34	38	28	74,0	55,3	213
		Sebastian Piekorz	47	33	38	23	34	30	36,6	27,5	205
		Maximilian Frech	38	27	47	22	45	26	38,6	25,0	205
			125	84	112	68	110	81	32,2		580
		Points	0	2			4	1	7		

4		Portugal 2	R1	R2	R3	R4	R5	R6	FAvg	EAvg	Total
		Luisa Lobão	42	32	49	32	50	37	44,2	33,3	242
		Rui Oliveira	41	29	40	26	39	27	41,2	26,3	202
		Fabio Lima	39	29	44	29	32	31	35,6	29,3	204
		André Ferreira	39	33	48	33	41	23	43,5	29,0	217
			119	90	132	87	112	81	34,5		621
		Points	2	0			2	1	5		

[Juvenil](#) | [Júnior Feminino](#) | [Júnior Masculino](#) | [Teams - Match for 7th place](#) | [Teams - Grupo B](#) | [Teams - Semi Final 1](#) | [Teams - Semi Final 2](#) | [Teams - Match 1 for 5-8](#) | [Teams - Match 2 for 5-8](#) | [Teams - Match for 7th place](#) | [Teams - Match for 5th place](#) | [Teams - Match for 3th place](#) | [Teams - Final](#) | [Teams -](#) | [Straight list](#) | [Lane statistics](#) | [Teams statistics](#) | [Most aces in a row](#)

TEAMS					
Semi Final 1					
Rank	Team	R7	R8	Avg	Total
1	 AUSTRIA	111	79	31,7	190
2	 GERMANY 1	119	73	32,0	192

1		AUSTRIA	R7	R8	FAvg	EAvg	Total
		Philip Leichtfried	35	27	35,4	28,5	62
		Martina Danner	34	29	37,4	26,8	63
		Julian Weibold	42	23	39,6	24,8	65
		Fabian Spies	43	29	37,8	29,0	72
			111	79	31,7		190

2		GERMANY 1	R7	R8	FAvg	EAvg	Total
		Manuel Szablikowski	42	26	69,8	51,3	252
		Annika Dellmann	42	26	36,4	26,3	68
		Jan-Peter Lichtenberg	36	23	35,4	24,3	59
		Marcel Waleska	41	24	35,0	24,5	65
			119	73	32,0		192

[Juvenil](#) | [Júnior Feminino](#) | [Júnior Masculino](#) | [Teams - Match for 7th place](#) | [Teams - Grupo B](#) | [Teams - Semi Final 1](#) | [Teams - Semi Final 2](#) | [Teams - Match 1 for 5-8](#) | [Teams - Match 2 for 5-8](#) | [Teams - Match for 7th place](#) | [Teams - Match for 5th place](#) | [Teams - Match for 3th place](#) | [Teams - Final](#) | [Teams -](#) | [Straight list](#) | [Lane statistics](#) | [Teams statistics](#) | [Most aces in a row](#)

TEAMS					
Semi Final 2					
Rank	Team	R7	R8	Avg	Total
1	PORTUGAL 1	109	80	31,5	189
2	SWEDEN	114	76	31,7	190

1	PORTUGAL 1	R7	R8	FAvg	EAvg	Total
	Amara Silva	45	29	48,8	31,5	74
	Tiago Bastos	37	27	37,4	26,0	64
	André Machado	34	28	39,8	28,8	62
	Luis Silva	38	25	35,2	26,0	63
		109	80	31,5		189

2	SWEDEN	R7	R8	FAvg	EAvg	Total
	Jasmin Hansson	44	27	40,2	31,0	68
	Sebastian Ekängen	37	28	33,2	26,5	65
	Tom Karlsson-Forsberg	37	22	37,8	25,0	59
	Derice Shumilov Susoho	40	27	36,4	26,5	67
		114	76	31,7		190

[Juvenil](#) | [Júnior Feminino](#) | [Júnior Masculino](#) | [Teams - Match for 7th place](#) | [Teams - Grupo B](#) | [Teams - Semi Final 1](#) | [Teams - Semi Final 2](#) | [Teams - Match 1 for 5-8](#) | [Teams - Match 2 for 5-8](#) | [Teams - Match for 7th place](#) | [Teams - Match for 5th place](#) | [Teams - Match for 3th place](#) | [Teams - Final](#) | [Teams -](#) | [Straight list](#) | [Lane statistics](#) | [Teams statistics](#) | [Most aces in a row](#)

TEAMS					
Match 1 for 5-8					
Rank	Team	R7	R8	Avg	Total
1	PORTUGAL 2	114	78	32,0	192
2	SWITZERLAND	123	79	33,7	202

1	PORTUGAL 2	R7	R8	FAvg	EAvg	Total
	Luisa Lobão	41	32	44,2	33,3	73
	Rui Oliveira	42	23	41,2	26,3	65
	Fabio Lima	31	28	35,6	29,3	59
	André Ferreira	46	27	43,5	29,0	73
		114	78	32,0		192

2	SWITZERLAND	R7	R8	FAvg	EAvg	Total
	Sven Jürgens	42	34	41,6	27,3	73
	Patrick Gois	58	27	55,0	30,3	85
	Nadine Jürgens	40	26	43,0	27,0	66
	Lars Anderegg	41	26	36,8	26,8	67
		123	79	33,7		202

[Juvenil](#) | [Júnior Feminino](#) | [Júnior Masculino](#) | [Teams - Match for 7th place](#) | [Teams - Grupo B](#) | [Teams - Semi Final 1](#) | [Teams - Semi Final 2](#) | [Teams - Match 1 for 5-8](#) | [Teams - Match 2 for 5-8](#) | [Teams - Match for 7th place](#) | [Teams - Match for 5th place](#) | [Teams - Match for 3th place](#) | [Teams - Final](#) | [Teams -](#) | [Straight list](#) | [Lane statistics](#) | [Teams statistics](#) | [Most aces in a row](#)

TEAMS					
Match 2 for 5-8					
Rank	Team	R7	R8	Avg	Total
1	GERMANY 2	106	71	29,5	177
2	PORTUGAL 3	160	102	43,7	262

1	GERMANY 2	R7	R8	FAvg	EAvg	Total
	Marc Pape	40	22	39,8	24,0	62
	Anna Rümmelin	126	126	74,0	55,3	252
	Sebastian Piekorz	36	24	36,6	27,5	60
	Maximilian Frech	30	25	38,6	25,0	55
		106	71	29,5		177
2	PORTUGAL 3	R7	R8	FAvg	EAvg	Total
	Tânia Monteiro	65	34	53,8	37,8	99
	Ana Lopes	43	37	49,8	36,3	80
	João Caravana	52	31	49,4	31,8	83
		160	102	43,7		262

[Juvenil](#) | [Júnior Feminino](#) | [Júnior Masculino](#) | [Teams - Match for 7th place](#) | [Teams - Grupo B](#) | [Teams - Semi Final 1](#) | [Teams - Semi Final 2](#) | [Teams - Match 1 for 5-8](#) | [Teams - Match 2 for 5-8](#) | [Teams - Match for 7th place](#) | [Teams - Match for 5th place](#) | [Teams - Match for 3th place](#) | [Teams - Final](#) | [Teams -](#) | [Straight list](#) | [Lane statistics](#) | [Teams statistics](#) | [Most aces in a row](#)

TEAMS					
Match for 7th place					
Rank	Team	R9	R10	Avg	Total
1	Switzerland	119		39,7	119 ⁵⁴
2	Portugal 3	142		47,3	142 ⁵⁴

1	Switzerland	R9	R10	FAvg	EAvg	Total
	Sven Jürgens	40		41,6	27,3	40
	Patrick Gois	44		55,0	30,3	44
	Nadine Jürgens	42		43,0	27,0	42
	Lars Anderegg	37		36,8	26,8	37
		119		39,7		119
2	Portugal 3	R9	R10	FAvg	EAvg	Total
	Tânia Monteiro	48		53,8	37,8	48
	Ana Lopes	49		49,8	36,3	49
	João Caravana	45		49,4	31,8	45
		142		47,3		142

[Juvenil](#) | [Júnior Feminino](#) | [Júnior Masculino](#) | [Teams - Match for 7th place](#) | [Teams - Grupo B](#) | [Teams - Semi Final 1](#) | [Teams - Semi Final 2](#) | [Teams - Match 1 for 5-8](#) | [Teams - Match 2 for 5-8](#) | [Teams - Match for 7th place](#) | [Teams - Match for 5th place](#) | [Teams - Match for 3th place](#) | [Teams - Final](#) | [Teams -](#) | [Straight list](#) | [Lane statistics](#) | [Teams statistics](#) | [Most aces in a row](#)

TEAMS					
Match for 5th place					
Rank	Team	R9	R10	Avg	Total
1	Germany 2	101		33,7	101 ⁵⁴
2	Portugal 2	71	³⁶	35,5	71 ³⁶

1	Germany 2	R9	R10	FAvg	EAvg	Total
	Marc Pape	40		39,8	24,0	40
	Anna Rümmelin	42 6		74,0	55,3	126
	Sebastian Piekorz	28		36,6	27,5	28
	Maximilian Frech	33		38,6	25,0	33
		101		33,7		101

2	Portugal 2	R9	R10	FAvg	EAvg	Total
	Luisa Lobão	39		44,2	33,3	39
	Rui Oliveira	44		41,2	26,3	44
	Fabio Lima	32		35,6	29,3	32
	André Ferreira					
		71	³⁶	35,5		71

[Juvenil](#) | [Júnior Feminino](#) | [Júnior Masculino](#) | [Teams - Match for 7th place](#) | [Teams - Grupo B](#) | [Teams - Semi Final 1](#) | [Teams - Semi Final 2](#) | [Teams - Match 1 for 5-8](#) | [Teams - Match 2 for 5-8](#) | [Teams - Match for 7th place](#) | [Teams - Match for 5th place](#) | [Teams - Match for 3th place](#) | [Teams - Final](#) | [Teams -](#) | [Straight list](#) | [Lane statistics](#) | [Teams statistics](#) | [Most aces in a row](#)


TEAMS					
Match for 3th place					
Rank	Team	R9	R10	Avg	Total
1	Sweden	85		28,3	85 ⁵⁴
2	Germany 1	90		30,0	90 ⁵⁴

1	Sweden	R9	R10	FAvg	EAvg	Total
	Jasmin Hansson	29		40,2	31,0	29
	Sebastian Ekängen	24		33,2	26,5	24
	Tom Karlsson-Forsberg	32		37,8	25,0	32
	Derice Shumilov Susoho	33		36,4	26,5	33
		85		28,3		85

2	Germany 1	R9	R10	FAvg	EAvg	Total
	Manuel Szablikowski	42 6		69,8	51,3	126
	Annika Dellmann	30		36,4	26,3	30
	Jan-Peter Lichtenberg	33		35,4	24,3	33
	Marcel Waleska	27		35,0	24,5	27
		90		30,0		90

[Juvenil](#) | [Júnior Feminino](#) | [Júnior Masculino](#) | [Teams - Match for 7th place](#) | [Teams - Grupo B](#) | [Teams - Semi Final 1](#) | [Teams - Semi Final 2](#) | [Teams - Match 1 for 5-8](#) | [Teams - Match 2 for 5-8](#) | [Teams - Match for 7th place](#) | [Teams - Match for 5th place](#) | [Teams - Match for 3th place](#) | [Teams - Final](#) | [Teams -](#) | [Straight list](#) | [Lane statistics](#) | [Teams statistics](#) | [Most aces in a row](#)

TEAMS					
Final					
Rank	Team	R9	R10	Avg	Total
1	 Austria	97		32,3	97 ⁵⁴
2	 Portugal 1	106		35,3	106 ⁵⁴

1	 Austria	R9	R10	FAvg	EAvg	Total
	Philip Leichtfried	33		35,4	28,5	33
	Martina Danner	34		37,4	26,8	34
	Julian Weibold	35		39,6	24,8	35
	Fabian Spies	30		37,8	29,0	30
		97		32,3		97

2	 Portugal 1	R9	R10	FAvg	EAvg	Total
	Amara Silva	48		48,8	31,5	48
	Tiago Bastos	34		37,4	26,0	34
	André Machado	43		39,8	28,8	43
	Luis Silva	29		35,2	26,0	29
		106		35,3		106

This tournament is administrated by [Bangolf Arena](#) version 1.0.4
 Pedro Ferreira, Duarte Baiao, Leonel Cardoso e Jorge Alberto
 Com o Apoio do Municipio de Portel e ADA