



U23 NC 2016

Updated: 2016-05-15 18:30

Get new pages automatically

The jury of 2016 U23 Nations Cup has decided to play the semifinals and matches for ranks 5-8 with a mass start. In the first round, all matches are played at concrete, then all matches change to the miniaturegolf for second round.

8.26: The start of the tournament is postponed due to heavy rain.
8.50 The first round has started at miniaturegolf.

Head Referee Dieter Helmke
Referee Christian Somnitz
Tournament Director Martin Tomanek
Tournament Officer Andreas Lackner
Jury Martin Tomanek, Verners Kirss, Philipp Lewin

Due to permanent rain in Bischofshofen and very bad weather forecast, the jury of 2016 U23 Nations Cup has decided to alter the tournament schedule. Groups A and B will always play the same course in each round, starting with a mass start (there are 30 players in 10 pairings). The jury will decide before the start of each round which course will be played, depending on the current weather situation – the miniaturegolf lanes are now covered with tents or umbrellas, while the concrete course is unprotected, so the jury will prioritize playing at concrete if there is no rain or just a little rain.

The team of Sweden has started the tournament with only two players, due to health problems of the other two.

PENALTIES.

Rd 1 Lane 14 LOTTERMOSER Thomas (AUT) - verbal admonition (misbehaviour)
Rd 3 Lane 13 LIEBER Johannes (GER) - verbal admonition (time)
Rd 3 Lane 14 LOTTERMOSER Thomas (AUT) - first admonition (misbehaviour)
Rd 4 Lane 10 BERTELS Dominik (CZE) - verbal admonition (misbehaviour)
Rd 5 Lane 9 WINDSTEIG Sandro (AUT) - verbal admonition (chain calls)
Rd 7 KRÄMER Gerhard (AUT - Coach) - admonition (rules)
Rd 8 Lane 15 SZABLIKOWSKI Manuel (GER) - verbal admonition (misbehaviour)
Rd 11 Lane 17 GAL Marcel (AUT) – verbal admonition (rules)

RAIN INTERRUPTIONS:
Saturday 9.20–9.23, 10.58–11.07

Result

[School Kids](#) | [Female Youth](#) | [Male Youth](#) | [Teams - Group A](#) | [Teams - Group B](#) | [Teams - Match 1 for 5-8](#) | [Teams - Match 2 for 5-8](#) | [Teams - Semifinal 1](#) | [Teams - Semifinal 2](#) | [Teams - Match for 7th place](#) | [Teams - Match for 5th place](#) | [Teams - Match for 3th place](#) | [Teams - Final](#) | [Penalties](#) | [Straight list](#) | [Lane statistics](#) | [Teams statistics](#) | [Most aces in a row](#)















School Kids

Rank	Name	Country	C1	E2	C3	E4	C5	E6	C7	E8	C9	E10	C11	E12	CAvg	EAvg	CSum	ESum	Diff	Tot
1	Florian Haberl	AUT	33	25	31	30	29	26	29		32	24	31	28	30,8	26,6	185	133	10	318
2	Lukas Schuster	AUT	29	32	34	28	35	30	33		31	36	30	28	32,0	30,8	192	154	14	346
3	Henrik Andersson	SWE	32	34	33	22	38	25	33		33	30	36	33	34,2	28,8	205	144	18	349
4	Emils Simanskis	LAT	38	32	34	32	31	38	35		36	33	31	27	34,2	32,4	205	162	18	367

5	Sandro Windsteig	 AUT	33	35	36	39	35	31	35	35	29	35	42	34,8	35,2	209	176	16	385
6	Mara Doppelreiter	 AUT	37	34	33	33	36	37	38	35	35	35	35	35,7	34,8	214	174	9	388
7	Klavs Kalnins	 LAT	40	36	37	37	42	38	41	37	40	43	35	40,0	37,2	240	186	11	426
8	Rudolfs Lagzda	 LAT	46	45	42	39	38	33	46	37	29	36	36	40,8	36,4	245	182	26	427
9	Sandris Murnieks	 LAT	46	44	44	43	42	44	46	41	39	41	32	43,3	40,4	260	202	17	462








[School Kids](#) | [Female Youth](#) | [Male Youth](#) | [Teams - Group A](#) | [Teams - Group B](#) | [Teams - Match 1 for 5-8](#) | [Teams - Match 2 for 5-8](#) | [Teams - Semifinal 1](#) | [Teams - Semifinal 2](#) | [Teams - Match for 7th place](#) | [Teams - Match for 5th place](#) | [Teams - Match for 3th place](#) | [Teams - Final](#) | [Penalties](#) | [Straight list](#) | [Lane statistics](#) | [Teams statistics](#) | [Most aces in a row](#)

Male Youth

Rank	Name	Country	C1	E2	C3	E4	C5	E6	C7	E8	C9	E10	C11	E12	CAvg	EAvg	CSum	ESum	Diff	Tot
1	Manuel Szablikowski	 GER	28	19	30	27	31	27	30	29	23	30	30	29,7	25,2	178	126	14	304	
2	Ondrej Skaloud	 CZE	28	26	32	26	25	20	29	29	34	33	22	29,3	25,6	176	128	22	304	
3	Johannes Lieber	 GER	31	24	28	26	28	23	34	31	24	31	29	30,5	25,2	183	126	12	309	
4	Tristan Kleiner	 GER	26	29	32	25	32	27	30	30	24	32	23	30,3	25,6	182	128	12	310	
5	Jean - Pierre Bonacker	 GER	32	24	32	25	31	26	33	31	28	30	24	31,5	25,4	189	127	7	316	
6	Thomas Lottermoser	 AUT	27	29	32	25	34	24	29	29	32	31	26	30,3	27,2	182	136	15	318	
7	Daniel Bärsch	 GER	32	30	33	27	30	27	31	33	27	30	28	31,5	27,8	189	139	6	328	
8	Boris Svoboda	 CZE	31	29	36	29	34	25	34	32	30	33	25	33,3	27,6	200	138	10	338	
9	Dominik Bertels	 CZE	32	31	33	29	34	29	34	31	27	32	29	32,7	29,0	196	145	7	341	
10	Tobias Richter	 GER	33	30	31	31	30	30	34	31	29	32	33	31,8	30,6	191	153	8	344	
11	Erik Bohlin	 SWE	37	41	33	27	33	30	33	31	27	35	27	33,7	30,4	202	152	20	354	
12	Marcel Gal	 AUT	35	29	38	34	33	25	36	36	29	32	34	35,0	30,2	210	151	15	361	
13	Dairis Sinkevics	 LAT	38	37	32	29	43	29	35	34	28	41	27	37,2	30,0	223	150	21	373	
14	Elias Zachariassen	 SWE						26	31	29	35	33	27	31,0	29,3	93	88	13	181	

[School Kids](#) | [Female Youth](#) | [Male Youth](#) | [Teams - Group A](#) | [Teams - Group B](#) | [Teams - Match 1 for 5-8](#) | [Teams - Match 2 for 5-8](#) | [Teams - Semifinal 1](#) | [Teams - Semifinal 2](#) | [Teams - Match for 7th place](#) | [Teams - Match for 5th place](#) | [Teams - Match for 3th place](#) | [Teams - Final](#) | [Penalties](#) | [Straight list](#) | [Lane statistics](#) | [Teams statistics](#) | [Most aces in a row](#)

Female Youth

Rank	Name	Country	C1	E2	C3	E4	C5	E6	C7	E8	C9	E10	C11	E12	CAvg	EAvg	CSum	ESum	Diff	Tot
1	Patricia Gras	 GER	33	30	33	22	30	26	30	29	24	33	27	31,3	25,8	188	129	12	317	
2	Sarah Schumacher	 GER	38	27	35	28	29	28	30	33	29	29	28	32,3	28,0	194	140	11	334	
3	Lisa - Marie Zitz	 AUT	40	31	29	38	30	35	32	38	28	36	32	34,2	32,8	205	164	21	369	
4	Anna Maria Krinninger	 AUT	38	32	39	35	37	33	37	36	30	33	29	36,7	31,8	220	159	12	379	
5	Lisa Stoiber	 AUT	32	39	39	40	38	32	35	36	36	35	33	35,8	36,0	215	180	15	395	
6	Evelina Brikmane	 LAT	36	33	38	36	38	34	41	34	44	40	33	37,8	36,0	227	180	18	407	
7	Felicia Windström	 SWE												0,0	0,0	0	0	0	0	Did not start

[School Kids](#) | [Female Youth](#) | [Male Youth](#) | [Teams - Group A](#) | [Teams - Group B](#) | [Teams - Match 1 for 5-8](#) | [Teams - Match 2 for 5-8](#) | [Teams - Semifinal 1](#) | [Teams - Semifinal 2](#) | [Teams - Match for 7th place](#) | [Teams - Match for 5th place](#) | [Teams - Match for 3th place](#) | [Teams - Final](#) | [Penalties](#) | [Straight list](#) | [Lane statistics](#) | [Teams statistics](#) | [Most aces in a row](#)

TEAMS

Group A

Rank	Team	R1	R2	R3	R4	R5	R6	R7	R8	Avg	Total	Points
1	GERMANY 1	91	67	90	78	88	76	93		27,8	583 ³⁷⁸	42
2	AUSTRIA 1	94	93	105	88	106	87	99		32,0	672 ³⁷⁸	19
3	AUSTRIA 3	110	90	93	101	95	98	99		32,7	686 ³⁷⁸	17
4	LATVIA	112	102	104	97	107	96	111		34,7	729 ³⁷⁸	6

1	GERMANY 1	R1	R2	R3	R4	R5	R6	R7	R8	CAvg	EAvg	Total
	Jean - Pierre Bonacker	32	24	32	25	34	26	33		31,5	25,4	203
	Sarah Schumacher	38	27	35	28	29	28	30		32,3	28,0	215
	Johannes Lieber	31	24	28	26	28	23	34		30,5	25,2	194
	Manuel Szablikowski	28	19	30	27	31	27	30		29,7	25,2	192
		91	67	90	78	88	76	93		27,8		583
	Points	6	6	6	6	6	6	6		42		

2	AUSTRIA 1	R1	R2	R3	R4	R5	R6	R7	R8	CAvg	EAvg	Total
	Thomas Lottermoser	27	29	32	25	34	24	29		30,3	27,2	200
	Lukas Schuster	29	32	34	28	35	30	33		32,0	30,8	221
	Anna Maria Krinninger	38	32	39	35	37	33	37		36,7	31,8	251
		94	93	105	88	106	87	99		32,0		672
	Points	4	2	0	4	2	4	3		19		

3	AUSTRIA 3	R1	R2	R3	R4	R5	R6	R7	R8	CAvg	EAvg	Total
	Lisa - Marie Titz	40	31	29	38	30	35	32		34,2	32,8	235
	Mara Doppelreiter	37	34	33	33	36	37	38		35,7	34,8	248
	Florian Haberl	33	25	31	30	29	26	29		30,8	26,6	203
		110	90	93	101	95	98	99		32,7		686
	Points	2	4	4	0	4	0	3		17		

4	LATVIA	R1	R2	R3	R4	R5	R6	R7	R8	CAvg	EAvg	Total
	Evelina Brikmane	36	33	38	36	38	34	41		37,8	36,0	256
	Dairis Sinkevics	38	37	32	29	43	29	35		37,2	30,0	243
	Emils Simanskis	38	32	34	32	31	38	35		34,2	32,4	240
	Rudolfs Lagzda	46	45	42	39	38	33	46		40,8	36,4	289
		112	102	104	97	107	96	111		34,7		729
	Points	0	0	2	2	0	2	0		6		

[School Kids](#) | [Female Youth](#) | [Male Youth](#) | [Teams - Group A](#) | [Teams - Group B](#) | [Teams - Match 1 for 5-8](#) | [Teams - Match 2 for 5-8](#) | [Teams - Semifinal 1](#) | [Teams - Semifinal 2](#) | [Teams - Match for 7th place](#) | [Teams - Match for 5th place](#) | [Teams - Match for 3th place](#) | [Teams - Final](#) | [Penalties](#) | [Straight list](#) | [Lane statistics](#) | [Teams statistics](#) | [Most aces in a row](#)

TEAMS

Group B

Rank	Team	R1	R2	R3	R4	R5	R6	R7	R8	Avg	Total	Points
1	GERMANY 2	91	89	96	74	90	80	91		29,1	611 ³⁷⁸	23
2	CZECH REPUBLIC	91	86	101	84	93	74	97		29,8	626 ³⁷⁸	19
3	AUSTRIA 2	100	103	113	113	106	88	106		34,7	729 ³⁷⁸	0

1		GERMANY 2	R1	R2	R3	R4	R5	R6	R7	R8	CAvg	EAvg	Total
		Daniel Bärsch	32	30	33	27	30	27	31		31,5	27,8	210
		Tobias Richter	33	30	31	34	30	30	34		31,8	30,6	219
		Patricia Gras	33	30	33	22	30	26	30		31,3	25,8	204
		Tristan Kleiner	26	29	32	25	32	27	30		30,3	25,6	201
			91	89	96	74	90	80	91		29,1		611
		Points	3	2	4	4	4	2	4		23		
2		CZECH REPUBLIC	R1	R2	R3	R4	R5	R6	R7	R8	CAvg	EAvg	Total
		Boris Svoboda	31	29	36	29	34	25	34		33,3	27,6	218
		Dominik Bertels	32	31	33	29	34	29	34		32,7	29,0	222
		Ondrej Skaloud	28	26	32	26	25	20	29		29,3	25,6	186
			91	86	101	84	93	74	97		29,8		626
		Points	3	4	2	2	2	4	2		19		
3		AUSTRIA 2	R1	R2	R3	R4	R5	R6	R7	R8	CAvg	EAvg	Total
		Marcel Gal	35	29	38	34	33	25	36		35,0	30,2	230
		Sandro Windsteig	33	35	36	39	35	31	35		34,8	35,2	244
		Lisa Stoiber	32	39	39	40	38	32	35		35,8	36,0	255
			100	103	113	113	106	88	106		34,7		729
		Points	0	0	0	0	0	0	0		0		

[School Kids](#) | [Female Youth](#) | [Male Youth](#) | [Teams - Group A](#) | [Teams - Group B](#) | [Teams - Match 1 for 5-8](#) | [Teams - Match 2 for 5-8](#) | [Teams - Semifinal 1](#) | [Teams - Semifinal 2](#) | [Teams - Match for 7th place](#) | [Teams - Match for 5th place](#) | [Teams - Match for 3th place](#) | [Teams - Final](#) | [Penalties](#) | [Straight list](#) | [Lane statistics](#) | [Teams statistics](#) | [Most aces in a row](#)

TEAMS

Match 1 for 5-8

Rank	Team	R9	R10	Avg	Total
1	Sweden	93	92	30,8	185
2	Austria 3	105	87	32,0	192

1	Sweden	R9	R10	CAvg	EAvg	Total
	Erik Bohlin	31	27	33,7	30,4	58
	Henrik Andersson	33	30	34,2	28,8	63
	Elias Zachariassen	29	35	31,0	29,3	64
		93	92	30,8		185
2	Austria 3	R9	R10	CAvg	EAvg	Total
	Lisa - Marie Zitz	38	28	34,2	32,8	66
	Mara Doppelreiter	35	35	35,7	34,8	70
	Florian Haberl	32	24	30,8	26,6	56
		105	87	32,0		192

[School Kids](#) | [Female Youth](#) | [Male Youth](#) | [Teams - Group A](#) | [Teams - Group B](#) | [Teams - Match 1 for 5-8](#) | [Teams - Match 2 for 5-8](#) | [Teams - Semifinal 1](#) | [Teams - Semifinal 2](#) | [Teams - Match for 7th place](#) | [Teams - Match for 5th place](#) | [Teams - Match for 3th place](#) | [Teams - Final](#) | [Penalties](#) | [Straight list](#) | [Lane statistics](#) | [Teams statistics](#) | [Most aces in a row](#)

TEAMS

Match 2 for 5-8

Rank	Team	R9	R10	Avg	Total
1	Latvia	104	90	32,3	194
2	Austria 2	107	94	33,5	201

Rank	Team	R9	R10	CAvg	EAvg	Total
1	Latvia					
	Evelina Brikmane	34	44	37,8	36,0	78
	Dairis Sinkevics	34	28	37,2	30,0	62
	Emils Simanskis	36	33	34,2	32,4	69
	Rudolfs Lagzda	37	29	40,8	36,4	66
		104	90	32,3		194
2	Austria 2					
	Marcel Gal	36	29	35,0	30,2	65
	Sandro Windsteig	35	29	34,8	35,2	64
	Lisa Stoiber	36	36	35,8	36,0	72
		107	94	33,5		201

[School Kids](#) | [Female Youth](#) | [Male Youth](#) | [Teams - Group A](#) | [Teams - Group B](#) | [Teams - Match 1 for 5-8](#) | [Teams - Match 2 for 5-8](#) | [Teams - Semifinal 1](#) | [Teams - Semifinal 2](#) | [Teams - Match for 7th place](#) | [Teams - Match for 5th place](#) | [Teams - Match for 3th place](#) | [Teams - Final](#) | [Penalties](#) | [Straight list](#) | [Lane statistics](#) | [Teams statistics](#) | [Most aces in a row](#)

TEAMS

Semifinal 1

Rank	Team	R9	R10	Avg	Total
1	Germany 1	91	75	27,7	166
2	CZECH REPUBLIC	92	91	30,5	183

Rank	Team	R9	R10	CAvg	EAvg	Total
1	Germany 1					
	Jean - Pierre Bonacker	31	28	31,5	25,4	59
	Sarah Schumacher	33	29	32,3	28,0	62
	Johannes Lieber	31	24	30,5	25,2	55
	Manuel Szablikowski	29	23	29,7	25,2	52
		91	75	27,7		166
2	CZECH REPUBLIC					
	Boris Svoboda	32	30	33,3	27,6	62
	Dominik Bertels	31	27	32,7	29,0	58
	Ondrej Skaloud	29	34	29,3	25,6	63
		92	91	30,5		183

[School Kids](#) | [Female Youth](#) | [Male Youth](#) | [Teams - Group A](#) | [Teams - Group B](#) | [Teams - Match 1 for 5-8](#) | [Teams - Match 2 for 5-8](#) | [Teams - Semifinal 1](#) | [Teams - Semifinal 2](#) | [Teams - Match for 7th place](#) | [Teams - Match for 5th place](#) | [Teams - Match for 3th place](#) | [Teams - Final](#) | [Penalties](#) | [Straight list](#) | [Lane statistics](#) | [Teams statistics](#) | [Most aces in a row](#)

TEAMS

Semifinal 2

Rank	Team	R9	R10	Avg	Total
1	Germany 2	90	75	27,5	165
2	Austria 1	96	98	32,3	194

Rank	Team	R9	R10	CAvg	EAvg	Total
1	Germany 2					
	Daniel Bärsch	33	27	31,5	27,8	60
	Tobias Richter	31	29	31,8	30,6	60
	Patricia Gras	29	24	31,3	25,8	53
	Tristan Kleiner	30	24	30,3	25,6	54
		90	75	27,5		165
2	Austria 1					
	Thomas Lottermoser	29	32	30,3	27,2	61
	Lukas Schuster	31	36	32,0	30,8	67
	Anna Maria Krinninger	36	30	36,7	31,8	66
		96	98	32,3		194

[School Kids](#) | [Female Youth](#) | [Male Youth](#) | [Teams - Group A](#) | [Teams - Group B](#) | [Teams - Match 1 for 5-8](#) | [Teams - Match 2 for 5-8](#) | [Teams - Semifinal 1](#) | [Teams - Semifinal 2](#) | [Teams - Match for 7th place](#) | [Teams - Match for 5th place](#) | [Teams - Match for 3th place](#) | [Teams - Final](#) | [Penalties](#) | [Straight list](#) | [Lane statistics](#) | [Teams statistics](#) | [Most aces in a row](#)

TEAMS

Match for 7th place

Rank	Team	R11	R12	Avg	Total
1	Austria 3	102	95	32,8	197
2	Austria 2	102	109	35,2	211

Rank	Team	R11	R12	CAvg	EAvg	Total
1	Austria 3					
	Lisa - Marie Zitz	36	32	34,2	32,8	68
	Mara Doppelreiter	35	35	35,7	34,8	70
	Florian Haberl	31	28	30,8	26,6	59
		102	95	32,8		197
2	Austria 2					
	Marcel Gal	32	34	35,0	30,2	66
	Sandro Windsteig	35	42	34,8	35,2	77
	Lisa Stoiber	35	33	35,8	36,0	68
		102	109	35,2		211


[School Kids](#) | [Female Youth](#) | [Male Youth](#) | [Teams - Group A](#) | [Teams - Group B](#) | [Teams - Match 1 for 5-8](#) | [Teams - Match 2 for 5-8](#) | [Teams - Semifinal 1](#) | [Teams - Semifinal 2](#) | [Teams - Match for 7th place](#) | [Teams - Match for 5th place](#) | [Teams - Match for 3th place](#) | [Teams - Final](#) | [Penalties](#) | [Straight list](#) | [Lane statistics](#) | [Teams statistics](#) | [Most aces in a row](#)

TEAMS

Match for 5th place

Rank	Team	R11	R12	Avg	Total
1	Sweden	104	87	31,8	191

2  **Latvia** 107 87 32,3 194

1 	Sweden	R11	R12	CAvg	EAvg	Total
	Erik Bohlin	35	27	33,7	30,4	62
	Henrik Andersson	36	33	34,2	28,8	69
	Elias Zachariassen	33	27	31,0	29,3	60
		104	87	31,8		191


2 	Latvia	R11	R12	CAvg	EAvg	Total
	Evelina Brikmane	40	33	37,8	36,0	73
	Dairis Sinkevics	44	27	37,2	30,0	68
	Emils Simanskis	31	27	34,2	32,4	58
	Rudolfs Lagzda	36	36	40,8	36,4	72
		107	87	32,3		194


[School Kids](#) | [Female Youth](#) | [Male Youth](#) | [Teams - Group A](#) | [Teams - Group B](#) | [Teams - Match 1 for 5-8](#) | [Teams - Match 2 for 5-8](#) | [Teams - Semifinal 1](#) | [Teams - Semifinal 2](#) | [Teams - Match for 7th place](#) | [Teams - Match for 5th place](#) | [Teams - Match for 3th place](#) | [Teams - Final](#) | [Penalties](#) | [Straight list](#) | [Lane statistics](#) | [Teams statistics](#) | [Most aces in a row](#)

TEAMS

Match for 3th place

Rank	Team	R11	R12	Avg	Total
1	 CZECH REPUBLIC	98	76	29,0	174
2	 Austria 1	94	83	29,5	177



1 	CZECH REPUBLIC	R11	R12	CAvg	EAvg	Total
	Boris Svoboda	33	25	33,3	27,6	58
	Dominik Bertels	32	29	32,7	29,0	61
	Ondrej Skaloud	33	22	29,3	25,6	55
		98	76	29,0		174

2 	Austria 1	R11	R12	CAvg	EAvg	Total
	Thomas Lottermoser	31	26	30,3	27,2	57
	Lukas Schuster	30	28	32,0	30,8	58
	Anna Maria Krinninger	33	29	36,7	31,8	62
		94	83	29,5		177

[School Kids](#) | [Female Youth](#) | [Male Youth](#) | [Teams - Group A](#) | [Teams - Group B](#) | [Teams - Match 1 for 5-8](#) | [Teams - Match 2 for 5-8](#) | [Teams - Semifinal 1](#) | [Teams - Semifinal 2](#) | [Teams - Match for 7th place](#) | [Teams - Match for 5th place](#) | [Teams - Match for 3th place](#) | [Teams - Final](#) | [Penalties](#) | [Straight list](#) | [Lane statistics](#) | [Teams statistics](#) | [Most aces in a row](#)

TEAMS

Final

Rank	Team	R11	R12	Avg	Total
1	 Germany 1	89	81	28,3	170
2	 Germany 2	94	78	28,7	172

1	 Germany 1	R11	R12	CAvg	EAvg	Total
	Jean - Pierre Bonacker	30	24	31,5	25,4	54
	Sarah Schumacher	29	28	32,3	28,0	57
	Johannes Lieber	34	29	30,5	25,2	60
	Manuel Szablikowski	30	30	29,7	25,2	60
		89	81	28,3		170
2	 Germany 2	R11	R12	CAvg	EAvg	Total
	Daniel Bärsch	30	28	31,5	27,8	58
	Tobias Richter	32	33	31,8	30,6	65
	Patricia Gras	33	27	31,3	25,8	60
	Tristan Kleiner	32	23	30,3	25,6	55
		94	78	28,7		172

[School Kids](#) | [Female Youth](#) | [Male Youth](#) | [Teams - Group A](#) | [Teams - Group B](#) | [Teams - Match 1 for 5-8](#) | [Teams - Match 2 for 5-8](#) | [Teams - Semifinal 1](#) | [Teams - Semifinal 2](#) | [Teams - Match for 7th place](#) | [Teams - Match for 5th place](#) | [Teams - Match for 3th place](#) | [Teams - Final](#) | [Penalties](#) | [Straight list](#) | [Lane statistics](#) | [Teams statistics](#) | [Most aces in a row](#)

This tournament is administrated by Bangolf Arena version 2.0.5